



BENTLEY 48

ZERO CLEARANCE DIRECT VENT GAS FIREPLACE




Unit Illustrated: MQZCV48NE2 Zero Clearance Direct Vent Natural Gas Fireplace, MLOGF48 Oak Log Set, ZCV48RLH Herringbone Brick Liner.

| | | | | |
|----------------------|-------------------------------------|------------|-----------------|-------------------|
| Model | MQZCV48N | MQZCV48LP | MQZCV48NE / NE2 | MQZCV48LPE / LPE2 |
| Fuel | Natural | Propane | Natural | Propane |
| Gas Control | Millivolt | Millivolt | IPI | IPI |
| Input Max. | 42,500 BTU | 42,250 BTU | 42,500 BTU | 42,250 BTU |
| Input Min. | 28,500 BTU | 34,000 BTU | 28,500 BTU | 34,000 BTU |
| FE (P.4.1-15) | 58.5% | 60.8% | 60.4% | 62.8% |
| Glass Size | 41½" W x 34¾" H | | | |
| Venting | ⅝" Flex or Hard Pipe* or Power Vent | | | |


*Approved with Kingsman Flex Vent, MG DuraVent-Direct Vent Pro Direct Vent System, Amerivent Direct Vent Pipe System, Selkirk Direct-Temp Venting, ICC Excel Direct Vent, BDM Pro-Form Direct Vent and Metal Fab Sure-Seal DV Pipe System. This Appliance is Approved with Kingsman (Pvh58) Horizontal Power Vent Termination.

ACCESSORY OPTIONS


LINERS




ZCV48RLT
Traditional
Brick Liner




ZCV48RLH
Herringbone
Brick Liner



ZCV48RLS
Stacked
Brick Liner



MQZCV48RLF
Fluted
Liner



ZCV48PL
Porcelain
Reflective Liner

MEDIA OPTIONS (GLASS TRAY REQUIRED)



MQG5ZG
Zircon Glacier
Ice Glass



MQG5A
Cobalt
Ember Glass



MQG5B
Black
Ember Glass



MQG5C
Bronze
Ember Glass



MQG5W
White
Ember Glass



MQEMBER
Ember
Chunks



MQSTONE
Decorative
Stones



MQROCK2
Natural
Rock Set

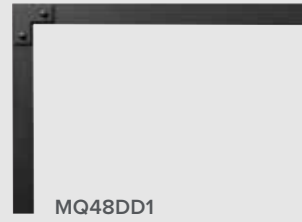


MQROCK3
Multi-Colored
Rock Set



RBCB1
Multi-Colored
Cannonballs

DESIGNER DOORS



MQ48DD1




MQ48DD2



MQ48DD3

WALL SURROUND




Black

LOG SETS



MQLOGF48D
Driftwood
Log Set

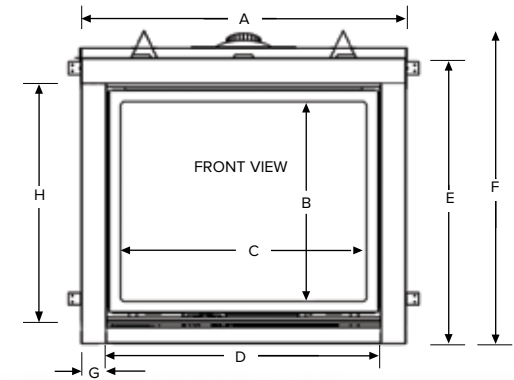


MQLOGF48
Split Oak
Log Set

(Glass Tray Required)

| MQZCV48 | Height | | Front Width | | Depth | |
|---------|-----------|---------|-------------|---------|------------|----------|
| | Actual | Framing | Actual | Framing | Actual | Framing |
| | 49 11/16" | 49 3/4" | 48 3/8" | 48 1/2" | 22 15/16"* | 23 1/4"* |

* dependant of finishing material used.



MQZCV48

- A 48 3/8"
- B 32"
- C 39 7/16"
- D 43"
- E 42 11/16"
- F 49 11/16"
- G 2 1/2"
- H 36 3/4"



STANDARD FEATURES

- Dedicated Clean View appliance
- Millivolt or IPI valve system allows operation during a power failure with Hi/Low heat and flame adjustment
- Pan burner with Realistic Flame Pattern
- Proflame II (PF2) Models include Remote Control – Features flame, fan, thermostat, smart thermostat, accent lighting, CPI/IPI cold climate control (MQZCV48NE2, MQZCV48LPE2 Models only)



OPTIONAL FEATURES

Fan Kit: Heat activated with variable speed control

Designer Doors: Arch, Straight Black (2 options)

Surrounds: Hearth Mount 4" Wide (Covers 50 1/16" W x 43 3/16" H)

Liners: Porcelain Reflective or Brick

Glass Tray: Contemporary Rocks, Driftwood Set, Decorative Stones, Decorative Ember Glass (Glacier Ice, Cobalt Blue, Black, Bronze, White), Ember Chunks or Multi-Colored Cannonballs

Log Sets: Driftwood Set or Split Oak Log Set

Accent Lighting: for use with the Glass Tray

Thermostat: Wall Mount Thermostat or Programmable Thermostat

Remote Control (Millivolt or IPI PF1): Thermostat on/off, Thermostat on/off modulating, Thermostat on/off modulating, fan control and lights

1: MQZCV48NE2 Zero Clearance Direct Vent Natural Gas Fireplace, MQLOGF48 Oak Log Set, ZCV48RLH Herringbone Brick Liner, and MQ48DD1BL Designer Door – Series 1.

2: MQZCV48NE2 Zero Clearance Direct Vent Natural Gas Fireplace, MQZCV48GT Glass Tray, MQG5C Bronze Glass Media (x5), ZCV48PL Porcelain Liner.

3: MQZCV48NE2 Zero Clearance Direct Vent Natural Gas Fireplace, MQLOGF48 Oak Log Set, ZCV48RLS Stacked Brick Liner, and MQ48DD3BL Designer Arch Door – Series 3.

Go BIG

When the view is this big, it must be the Bentley 48. This big brother of the popular Bentley by Marquis is getting some serious attention and lots of second looks from home owners wanting to enjoy a statement fireplace. An expansive glass viewing area and beautiful designer options allow you to customize the look to your own style. Take the chill out of the room with this heater-rated fireplace, and bask in some serious warmth.

Wow - we made you look, didn't we?

Visit www.marquisfireplaces.net to see the latest evolution in fireplaces.



Unit Illustrated: MQZCV48NE2 Zero Clearance Direct Vent Natural Gas Fireplace, MQLOGF48D Driftwood Log Set, MQZCV48GT Glass Tray, MQSTONE10 Decorative Stone – 10 Piece Set, MQZCV48RLF Fluted Brick Liner.



Marquis Fireplaces maintains a program of continuous testing, refinement and improvements of all its products. Some aspect of units shown here may be changed at any time without notice or obligation.
 Certified to: ANSI Z21.88-2016, CSA 2.33-2016 Vented Gas Fireplace Heater.
 Note: Components may have to be ordered separately to create a complete unit.
 Discuss with your local Marquis Dealer for clarification.

Unit Illustrated: MQZCV48NE2 Zero Clearance Direct Vent Natural Gas Fireplace, MQLOGF48D Driftwood Log Set, MQZCV48GT Glass Tray, MQSTONE10 Decorative Stone – 10 Piece Set, MQZCV48RLF Fluted Brick Liner.

Crafted entirely in Canada, each Marquis fireplace is built to the highest standards and made to last.



2340 Logan Avenue
 Winnipeg, Manitoba, CAN
 R2R 2V3
 Phone: 204.632.1962
 Fax: 204.632.1960
marquisfireplaces.net

LIMITED LIFETIME WARRANTY

Printed in Canada
 B097 – 12/17

| |
|--|
| <p>Canada</p> <p>ENERGUIDE</p> <p>Look for the EnerGuide Gas Fireplace Energy Efficiency Rating in this brochure</p> <p><i>Based on CSA P.4.1-15</i></p> |
|--|