



TIMELESS NORWEGIAN CRAFT

*...built in Maine*

“Jøtul – a life-long source of  
warmth and comfort.”

Dealer info:

May 2020



[jotul.com/us](http://jotul.com/us)

WOOD  
PRODUCTS



CONTENTS

JØTUL F 602 V2	page 7
JØTUL F 500 V3 OSLO	page 8
JØTUL F 500 V3 OSLO CF	page 9
JØTUL F 500 V2 OSLO	page 16
JØTUL F 45 V2 GREENVILLE	page 10
JØTUL F 55 V2 CARRABASSETT	page 11
JØTUL FUSION™ TECHNOLOGY	page 12
HEATING CAPACITY BY ZONE	page 13
TECHNICAL SPECIFICATIONS	page 14

Jøtul has a policy of constant improvement and upgrading. Products therefore may differ in specification, design, material or dimensions at any time without prior notice. Some settings of the photographs are for aesthetic purpose only and may not comply with installation requirements. All Matte Black painted units come with Matte Black painted handles. Enamel units come with chrome handles.

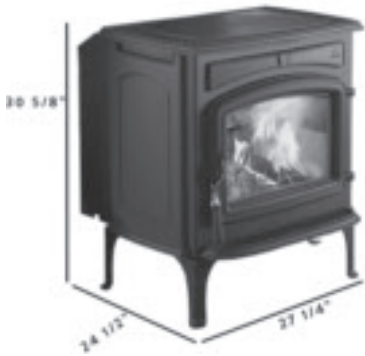
Jøtul wood stoves efficiencies have been EPA tested and certified. The difference between HHV and LHV efficiency values is due to how the water vapor in the exhaust gas is accounted for. The LHV calculation provides a higher efficiency as all water vapor in the exhaust is assumed to condense and the energy from it recovered and transferred as useable heat. The HHV calculation does not assume all water vapor is condensed and the energy recovered. The statement referring to the maximum heat output being derived from a re-fueling cycle more representative of homeowner use is only applicable to the F 500 V3 as it was tested with cribs. The F 602 V2, F 45 V2 and F 55 V2 were tested with the cordwood method and the values provided from that testing is much closer to homeowner use.

JØTUL F 45 V2 GREENVILLE - Page 10



Heating Capacity	Up to 1,800 sq. ft.
Max Heat Output	58,600 BTU/hr
Efficiency	LHV 76.55% - HHV 71%
Log Size	Up to 18" front to back`
Emissions	1.8 Grams/hr
Burn Time	Up to 9 hrs
Firebox Size	2.3 ft³
Weight	445 lbs
Clearances Top Vent	
Rear	10" w FCHS and 16" w/o FCHS
Side	15"
Corner	11"
Clearances with rear heatshield & double wall chimney connector	
Rear	6"
Side	15"
Corner	11"
Height to top of flue	
Top exit (29 3/4")	Rear exit measured from centerline (25 3/4")
Rear exit measured from centerline w/opt short legs (22 1/2")	
Minimum Hearth Dimensions (W x D)	
30" x 44"	

JØTUL F 55 V2 CARRABASSETT - Page 11



Heating Capacity	Up to 2,600 sq. ft.
Max Heat Output	84,000 BTU/hr
Efficiency	LHV 73.13% - HHV 67.97%
Log Size	Up to 18" front to back
Emissions	1.3 Grams/hr
Burn Time	Up to 10 hrs
Firebox Size	2.76 ft³
Weight	475 lbs
Clearances Top Vent	
Rear	10" w/FCHS
Side	14"
Corner	12"
Clearances with rear heatshield & double wall chimney connector	
Rear	6"
Side	14"
Corner	12"
Height to top of flue	
Top exit (30 5/8")	Rear exit measured from centerline (26 3/4")
Rear exit measured from centerline w/opt short legs (23 1/2")	
Minimum Hearth Dimensions (W x D)	
33" x 40 3/4"	







## JØTUL F 500 V3 OSLO CF

Two time Vesta award winner, including Best in Show and Best New Technology, The Jøtul F 500 V3 Oslo CF offers an unobstructed view of the fire as well. Utilizing patent pending Jøtul Fusion™ Technology, the F 500 V3 Oslo was able to combine the best aspects of a typical non-catalytic wood stove with ground breaking Jøtul High Flow™ Combustor technology to create a clean burning wood stove that operates without the need for a bypass. The absence of a combustor bypass allows the F 500 V3 Oslo CF to operate in clean burn mode 100% of the time.

HEATING CAPACITY: Up to 2,300 sqft (see heating zones pg 13)

MAXIMUM HEAT OUTPUT: Up to 70,000 BTU/hr

EFFICIENCY: LHV 84.7% - HHV 78.4%

BURN TIME: Up to 10 hrs

EMISSIONS: 0.5 grams/hr

LOG SIZE: Up to 24"

FIREBOX SIZE: 2.41 ft³

WEIGHT APPROX: 445 lbs

DIMENSIONS (H X W X D)

28 1/2" x 28 1/4" x 22 1/2"

MINIMUM HEARTH DIMENSIONS (W X D)

54 1/2" x 50 1/2"

ACCESSORIES: Cookplate, blower fan kit, rear heatshield, leg leveler kit, outside air kit, mobile home approved, stove top thermometer, short leg kit, and stove gloves



BP

BRM





# TIMELESS NORWEGIAN CRAFT

*...built in Maine*

Jøtul's cast iron stoves and fireplaces have been crafted in Norway since 1853. For more than 160 years Jøtul has worked at mastering the art of fighting the cold.

In 2015 Jøtul expanded its operation in Maine to include production for the North American market. This is the background for our current position as market leader and the preferred choice for customers who want the best all over the world.



## CAST IRON – PREFERRED BY GENERATIONS

The choice to produce our products from cast iron is exclusively based on the material's extreme high quality and durability. When used properly wood stoves from Jøtul do not deform, the doors stay in place, and hinges and closing mechanisms remain reliable even after long-term use. In addition, spare parts extend the longevity of a Jøtul product further.

## PURE HEAT FROM NORWAY

Norway is known around the world for their focus towards sustainability and the environment and have the strictest demands regarding emissions in the world. This is why Jøtul strives to maximize fuel utilization and optimize the heating effect from all their products. This is good news for your wallet and the environment.



## AWARD-WINNING TIMELESS DESIGN

Jøtul products represent functional, modern design. They are innovative, yet stand the test of time beyond short-term trends. At Jøtul, we are convinced that form should follow function, and that good design is more than meets the eye. Several of our products have been recognized with design awards.







## JØTUL F 500 V3 OSLO

# HOT. VERY HOT.

The award winning Jøtul F 500 V3 Oslo is large enough to heat your entire house during those long cold winter days and nights. Utilizing patent pending Jøtul Fusion™ Technology and able to heat up to 2,300 sqft, burn for up to 10 hrs, and with an emission rate of 0.5 g/hr, the Jøtul F 500 V3 is the perfect user friendly EPA 2020 certified stove.







“Timeless Norwegian Craft  
Built in Maine”





## JØTUL F 602 V2

Our oldest and best selling wood stove, the Jøtul F 602 V2 continues to be the perfect small room heater. Utilizing Jøtul Turbulator™ non-catalytic technology, the Jøtul F 602 V2 boasts a low 2.11 gram/hr emission rate while achieving the same heat output and burn time that has earned it the nickname “Little Giant”.

HEATING CAPACITY: Up to 800 sqft (see heating zones pg 13)  
 MAXIMUM HEAT OUTPUT: Up to 49,576 BTU/hr  
 EFFICIENCY: LHV 75.14% - HHV 70%  
 BURN TIME: Up to 5 hrs  
 EMISSIONS: 2.11 grams/hr  
 LOG SIZE: Up to 16”  
 FIREBOX SIZE: .82 ft³  
 WEIGHT APPROX. 160 LBS  
 DIMENSIONS (HXWxD)  
 25 1/4” x 12 5/8” x 21 1/4”  
 MINIMUM HEARTH DIMENSIONS (W x D)  
 28 1/2” x 43 1/2”

ACCESSORIES: Rear heat shield, fresh air kit, stove top thermometer, and stove gloves



BP







## JØTUL F 500 V3 OSLO

Two time Vesta award winner, including Best in Show and Best New Technology, the Jøtul F 500 V3 Oslo has quickly become one of the most recognized wood stoves on the market. Utilizing patent pending Jøtul Fusion™ Technology, the F 500 V3 Oslo was able to combine the best aspects of a typical non-catalytic wood stove with ground breaking Jøtul High Flow™ Combustor technology to create a clean burning wood stove that operates without the need for a bypass. The absence of a combustor bypass allows the F 500 V3 Oslo to operate in clean burn mode 100% of the time.

HEATING CAPACITY: Up to 2,300 sqft (see heating zones pg 13)

MAXIMUM HEAT OUTPUT: Up to 70,000 BTU/hr

EFFICIENCY: LHV 84.7% - HHV 78.4%

BURN TIME: Up to 10 hrs

EMISSIONS: 0.5 grams/hr

LOG SIZE: Up to 24"

FIREBOX SIZE: 2.41 ft³

WEIGHT APPROX: 445 lbs


DIMENSIONS (HxWxD)

28 1/2" x 28 1/4" x 22 1/2"

MINIMUM HEARTH DIMENSIONS (W x D)

54 1/2" x 50 1/2"

ACCESSORIES: Cookplate, blower fan kit, rear heatshield, leg leveler kit, outside air kit, mobile home approved, stove top thermometer, short leg kit, and stove gloves



BP

BBE

BRM







## JØTUL F 500 V3 OSLO CF

Two time Vesta award winner, including Best in Show and Best New Technology, The Jøtul F 500 V3 Oslo CF offers an unobstructed view of the fire as well. Utilizing patent pending Jøtul Fusion™ Technology, the F 500 V3 Oslo was able to combine the best aspects of a typical non-catalytic wood stove with ground breaking Jøtul High Flow™ Combustor technology to create a clean burning wood stove that operates without the need for a bypass. The absence of a combustor bypass allows the F 500 V3 Oslo CF to operate in clean burn mode 100% of the time.

HEATING CAPACITY: Up to 2,300 sqft (see heating zones pg 13)

MAXIMUM HEAT OUTPUT: Up to 70,000 BTU/hr

EFFICIENCY: LHV 84.7% - HHV 78.4%

BURN TIME: Up to 10 hrs

EMISSIONS: 0.5 grams/hr

LOG SIZE: Up to 24"

FIREBOX SIZE: 2.41 ft³

WEIGHT APPROX: 445 lbs

DIMENSIONS (H X W X D)

28 1/2" x 28 1/4" x 22 1/2"

MINIMUM HEARTH DIMENSIONS (W X D)

54 1/2" x 50 1/2"

ACCESSORIES: Cookplate, blower fan kit, rear heatshield, leg leveler kit, outside air kit, mobile home approved, stove top thermometer, short leg kit, and stove gloves



BP

BRM







## JØTUL F 45 V2 GREENVILLE

Showcasing a detailed cast iron pattern and offering an unobstructed view of the fire, the Jøtul F 45 V2 Greenville is the perfect heater for cottages, camps, and medium size living areas. This powerful stove continues our tradition of design and innovation incorporating our Jøtul Turbulator™ non-catalytic technology which optimizes fire viewing area, fuel loading convenience, and combustion efficiency.

HEATING CAPACITY: Up to 1,800 sqft (see heating zones pg 13)

MAXIMUM HEAT OUTPUT: Up to 58,600 BTU/hr

EFFICIENCY: LHV 76.55% - HHV 71%

BURN TIME: Up to 9 hrs

EMISSIONS: 1.8 grams/hr

LOG SIZE: Up to 18" (front to back)

FIREBOX SIZE: 2.3 ft<sup>3</sup>

WEIGHT APPROX: 445 lbs

DIMENSIONS (H X W X D):

29 3/4" x 22 1/4" x 25 7/8"

MINIMUM HEARTH DIMENSIONS (W X D)

30" x 44"

ACCESSORIES: Steel short leg kit (for fireplace installation only), blower fan kit, stove top thermometer, outside air kit, and stove gloves



BP







## JØTUL F 55 V2 CARRABASSETT

If you are looking for a whole house heater, look no further. The Jøtul F 55 Carrabassett V2 is large enough to be used as a primary heat source and commands up to 10 hours of burn time. Utilizing Jøtul Turbulator™ non-catalytic technology, the Jøtul F 55 Carrabassett V2 boasts a low 1.3 gram/hr emission rate while achieving the heat output needed to keep your entire house warm on those cold winter nights.

HEATING CAPACITY: Up to 2,600 sqft (see heating zones pg 13)

MAXIMUM HEAT OUTPUT: Up to 84,000 BTU/hr

EFFICIENCY: LHV 73.13% - HHV 67.97%

BURN TIME: Up to 10 hrs

EMISSIONS: 1.3 grams/hr

LOG SIZE: Up to 18" (front to back)

FIREBOX SIZE: 2.76 ft<sup>3</sup>

WEIGHT APPROX. 475 lbs

DIMENSIONS (HxWxD):

30 5/8" x 27 1/4" x 24 1/2"

MINIMUM HEARTH DIMENSIONS (W x D)

33" x 40 3/4"

ACCESSORIES: Steel short leg kit (for fireplace installation only), blower fan kit, stove top thermometer, outside air kit, mobile home approved, and stove gloves




BP





# JØTUL FUSION™ TECHNOLOGY

Jøtul's dedication to protecting the environment is inherent in everything we do. Highly sophisticated research and development, strict quality control and the very latest production technology result not only in a beautiful appearance, but also clean burning, environmentally sound performance.



## The Solution To Catalytic Concerns

Our award winning patent pending Jøtul Fusion™ Technology is a combination of a unique Jøtul High Flow™ Combustor, operating in tandem with a secondary combustion baffle and automated secondary air control. The result is a stove that does not require a bypass and has only a single air control lever for ease of operation. The absence of a combustor bypass allows the F 500 V3 Oslo to operate in clean burn mode 100% of the time.

## Combustor Durability

The Jøtul High Flow™ Combustor design and structure is such that it allows for expansion and contraction of the material through heat cycles to prevent distortion. It is also constructed from Fecralloy, a ferrous chromium alloy that has a high melting temperature. The Jøtul high flow combustor is backed by Jøtul's 20 year combustor warranty covering against manufacturing defects and materials making it the best in the industry!

## Ease of Use

Our Jøtul High Flow™ Combustor creates minimal flow resistance, eliminating "back-puffing" and draft sensitivity that is common with traditional catalytic stoves. With no clumsy or complicated bypass mechanism to operate, our Jøtul High Flow™ Combustor allows our F 500 V3 Oslo to operate in "clean burn" mode 100% of the time.

## Clearances To Combustibles

The absence of a bypass damper has allowed our F 500 V3 Oslo to maintain its industry leading clearances to combustibles.

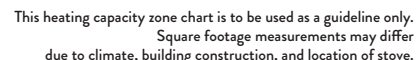
## Emissions & Efficiency

With increased interest in air shed emission spikes during wood stove startup, we are proud to say our Jøtul Fusion™ Technology provides the industry's lowest first hour emissions profile for a wood stove. With an average efficiency of 78.4% HHV and a low emission rate of 0.5 g/hr, makes our F 500 V3 Oslo one of the cleanest and most efficient wood stoves on the market.





## US & Canada Heat Capacity by Zone





## TECHNICAL DIMENSIONS

### JØTUL F 602 V2 CB - Page 7



Heating Capacity	Up to 800 sq. ft.
Max Heat Output	49,576 BTU/hr
Efficiency	LHV 75.14% - HHV 70%
Log Size	Up to 16"
Emissions	2.11 Grams/hr
Burn Time	Up to 5 hrs
Firebox Size	.82 ft <sup>3</sup>
Weight	160 lbs
Clearances Top Vent	
Rear	13 1/2"
Side	21"
Corner	13"
Clearances with rear heatshield & double wall chimney connector	
Rear	9"
Side	24"
Corner	9"
Height to top of flue	
Top exit (26 1/2")	Rear exit measured from centerline (21 3/4")
Minimum Hearth Dimensions (W x D)	
	28 1/2" x 43 1/2"

### JØTUL F 500 V3 OSLO - Page 8



Heating Capacity	Up to 2,300 sq. ft.
Max Heat Output	70,000 BTU/hr
Efficiency	LHV 84.7% - HHV 78.4%
Log Size	Up to 24"
Emissions	0.5 Grams/hr
Burn Time	Up to 10 hrs
Firebox Size	2.41 ft <sup>3</sup>
Weight	445 lbs
Clearances Top Vent	
Rear	18"
Side	14"
Corner	13"
Clearances with rear heatshield & double wall chimney connector	
Rear	6"
Side	14"
Corner	9"
Height to top of flue	
Top exit (28 1/2")	Rear exit measured from centerline (25")
	Rear exit measured from centerline w/opt short legs (26")
Minimum Hearth Dimensions	
	54 1/4" x 50 1/2"

